

IBRITEK CATTLE SLATS



FLOORING FOR CATTLE SHEDS

In the course of 2015, Fattori srl introduced the new “Ibritek” cattle slats, the result of a detailed study on the issues linked to traditional flooring, with the support of available technologies and materials.

The new system is composed of properly rough concrete and “rubber” surface inserts that, as well as guaranteeing comfort for the animals, allow an optimum outflow of sewage into the underlying pit.

Both the inserts and the concrete come with the adequate grip to prevent the animal from slipping and both elements have been designed with a suitable capacity to support overloads.

From a management point of view, the farmer may get involved on the positioning of the slots in relation to the needs of the animals, and so optimising the stability of the animals, depending on the area in which the new slats are placed.

The slabs are inserted in special housing systems, creating a unique, continuous and dual-component flooring solution, without sharp edges or steps and perfectly flat.

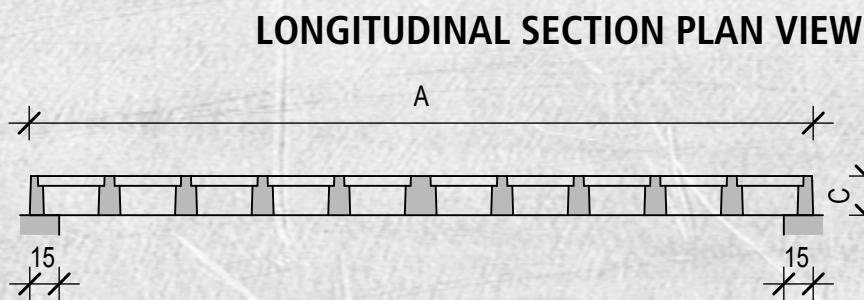
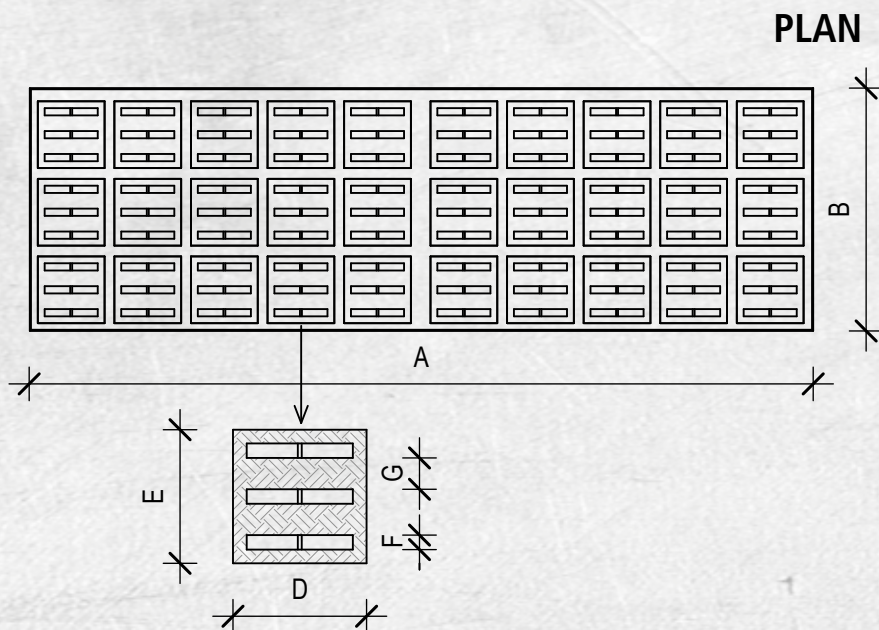
Therefore, when walking, the animals benefit of the right grip and of the comfort needed for moving safely.



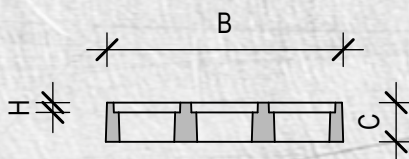
FATTORI
SISTEMI E STRUTTURE IN CEMENTO ARMATO

Via F. Cavallotti, 298 - 25018 Montichiari (Bs) - Tel. 030.963291 - Fax 030.9964333
www.gffattori.it - info@gffattori.it

TECHNICAL SPECIFICATIONS



TRANSVERSE SECTION VIEW



TECHNICAL CHARACTERISTICS OF THE ELEMENT	
VARIABLE LIVELOAD: 3000 kg/asse	
CONCRETE: R _{ck} formwork ≥ 20 N/mm ² R _{ck} a 28 day ≥ 40 N/mm ²	
STEEL B450C checked: f _{yk} ≥ 450 N/mm ² f _{tk} ≥ 540 N/mm ²	
WELDMESH: Steel B450A	
EXPOSURE CLASS	XC3
bar cover	2,5cm
bar free interspace	≥ 2 cm ≥ Ø max
REI	30
TOLLERANCES	
length	± 1,0 cm
height	± 0,5 cm
width	± 1,0 cm
mild reinforcement	± 1,0 cm

ITEM CODE	A cm	B cm	C cm	D cm	E cm	F cm	G cm	H cm	Flow Kg/asse	Weight Kg/cad	Empty mq	Full in cemento	Full in gomma	Ratio Empty/full
IBRI20012120	200	121	20	34	34	3,7	8	5	3000	550	0,451	0,680	1,299	23%
IBRI25012120	250	121	20	34	34	3,7	8	5	3000	720	0,541	0,937	1,547	22%
IBRI30012120	300	121	20	34	34	3,7	8	5	3000	880	0,632	1,194	1,804	21%
IBRI35012120	350	121	20	34	34	3,7	8	5	3000	955	0,722	1,452	2,061	20,5%
IBRI40012120	400	121	20	34	34	3,7	8	5	3000	1100	0,902	1,360	2,578	23%

The table shows the standard sizes; we can also produce non-standard sizes upon prior arrangements with our offices.

The sizes shown are indicative, **FATTORI** reserves the right to make any changes at any time without prior notice.